



CHRYSSAFIDIS

valve  
**cimberio**

294604A 1/2

**CIM 011**

ΣΦΑΙΡΙΚΟΙ ΚΡΟΥΝΟΙ MINI MB

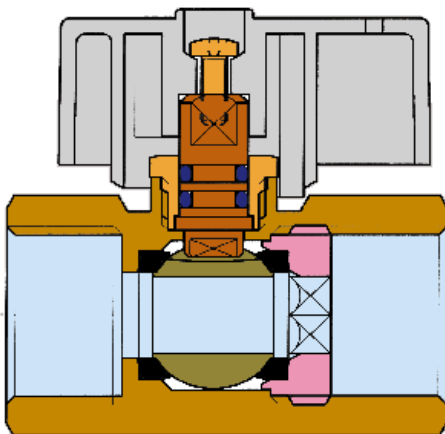
**HEAVY MINI BALL VALVE - FEMALE/FEMALE WITH BUTTERFLY HANDLE**



**SERVICE RECOMMENDATIONS:**

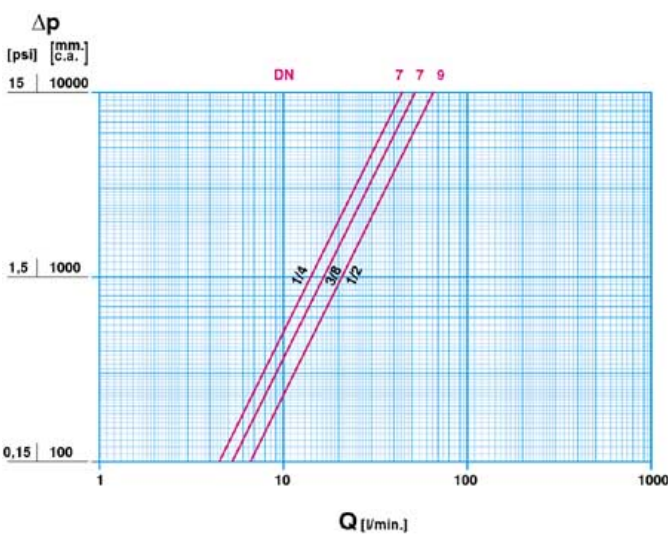
The CIM011 ball valve is manufactured in accordance with EN29000 - ISO9000 and can be used for: domestic and commercial plumbing, industrial applications, agricultural requirements and heating, sanitary, pneumatic systems, waterworks, oil pipelines, oil, gasoline networks, saturated steam or high temperature, hot water services, condensate lines and is suitable for petrol and other hydrocarbon services, generally with every non aggressive fluid.

**CROSS SECTION**



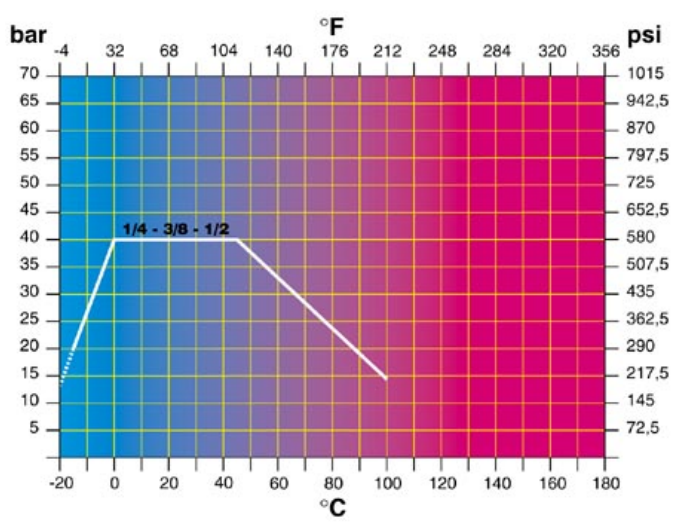
SCREW :	MACHINED FROM DRAWN BRASS BAR EN12164 CW 614N
HANDLE :	NYLON 6/6
CAPSULE :	MACHINED FROM DRAWN BRASS BAR EN12164 CW 614N
STEM :	MACHINED FROM DRAWN BRASS BAR EN12164 CW 614N
STEM GASKETS :	O'RINGS IN NBR
BALL GASKETS :	P.T.F.E.
BALL :	MACHINED FROM DRAWN BRASS BAR EN12164 CW 614N

## FLOW AND PRESSURE DROP



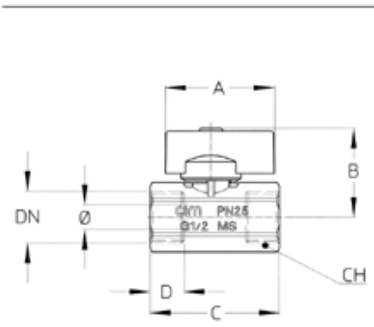
Flow and pressure drop  
 1 l/min = 0,006 m<sup>3</sup>/h  
 1 m<sup>3</sup>/h = 16,67 l/min

## PRESSURE TEMPERATURE RATINGS



Pressure / temperature ratings  
 1 bar = 14,5 p.s.i.  
 °C = 5/9 (°F-32)  
 °F = 32+9/5 °C

## TECHNICAL DRAWING



DN	1/4	3/8	1/2
Ø mm.	7	7	9
Grms.	120	100	180
A	43	43	43
B	34	34	36
C	44,5	46	61
D	12,5	12,5	13
CH	21	21	25

Connection:  
 ISO 228

## TECHNICAL CHARACTERISTICS

	KV	CM	CS	MT
DN	1/4		3/8	1/2
Ø mm.	7		7	9
KV	2,6		3,2	4
CM	1		1	1,5
CS	1,5		1,5	2
MT	6		6	9



KV = Capacity in m<sup>3</sup>/h at pressure drop of 1 bar  
 CM = Working torque in Nm.  
 CS = Starting torque in Nm.  
 MT = Maximum torque on the stem in Nm.